



The evo system™ ES Series™ Hospitality Solutions

Introducing the evo system™ ES Series™ Hospitality pre-configured solutions; an award-winning product series designed to address the issues surrounding a successful installation of flat panel televisions and their surrounding components. The revolutionary space-saving design is perfect for any audio/ video display area, even a desk scenario.

**ORGANIZED
INSIDE**




**CLEAN
OUTSIDE**



THE EVO SYSTEM BENEFITS

- **Reliable installation** into walls not originally built for flat panels
- **Sound absorption** significantly increased to adjacent rooms
- **Hides all wires** connecting components neatly behind panels
- **Wall Brackets** support 250 lbs. each and can be centered on studs
- **Distribution of power** over existing outlet without requiring an electrician
- **Minimize downtime** in retrofit and upgrade applications; translates to dollar savings
- **Enhances décor** by adding a true furniture quality appearance
- **Green product** manufactured with highly recyclable materials

3x3 Solutions



FRAME: 54" H x 58" W
Aluminum black powder coat

PANELS: (9) 16" x 16"
Simulated wood walnut panels
Max Load: 500 lbs.



MOUNT: 30-50" Flat Panel Televisions
Max Load: 150 lbs.
Max Hole Pattern: 400mm x 924mm

Entertainment Solution



SHELF:

16" D x 35.875" W
Max Load: 100 lbs

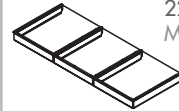


Desk Solution




SHELVES:

22" D x 55.175" W
Max Load: 180 lbs



16" D x 18.375" W
Max Load: 60 lbs

4x4 Solutions



FRAME: 70.35" H x 76.35" W
Aluminum black powder coat

PANELS: (16) 16" x 16"
Simulated wood walnut panels
Max Load: 500 lbs.



MOUNT: 30-50" Flat Panel Televisions
Max Load: 150 lbs.
Max Hole Pattern: 400mm x 924mm

Entertainment Solution




SHELVES:

16" D x 18.375" W
Max Load: 60 lbs

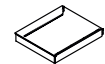
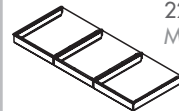


Desk Solution



SHELVES:

22" D x 55.175" W
Max Load: 180 lbs



22" D x 36.75" W
Max Load: 120 lbs



16" D x 18.375" W
Max Load: 60 lbs